


SCHOOL BUS MANAGEMENT SYSTEM




Quick reference guide for Existing Travellers

Step 1

Login

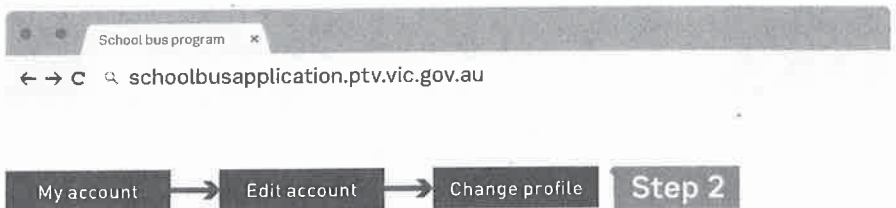
If you're an existing user, you can login with the account information you received from Public Transport Victoria.



Step 2

Manage your account

Update your personal information, including your address and emergency contact details.



Step 3

Renew applications

You can renew your application if your details, like your school or residential address, haven't changed.



My Travellers

First Name	Surname	Date of Birth	Operations
Test 1	Racketeertwo	27/06/2008	Edit New Application
Test 2	Racketeertwo	11/04/2008	Edit New Application

Step 5

Step 4

Manage offer

When you receive a notification of your travel assessment details, you can choose to

- accept the offer and pay the fare (if applicable)
- decline the offer.

Applications Orders

My Applications

Status:

Traveller	Application Number	Application For	Status	Payment Status	Fare (\$)	Bus Stop	Valid until
Test 1	11238	Term 3-2017	offer made		\$120.00	Bus Stop: 1337 Boort-Pyramid Road Bus Service: DURHAM OX - PYRAMID HILL Arrival time: 8:05am	Step 4 View Renew Application Manage Offer
Test 2	10199	Term 3-2017	accepted	Paid	\$120.00	Bus Stop: 1337 Boort-Pyramid Road Bus Service: DURHAM OX - PYRAMID HILL Arrival time: 8:05am	Step 3 View Renew Application Replacement Pass Print Temporary Pass

Step 5

New applications

Create a new application

- if your details have changed (school or home)
- you have a new traveller.

